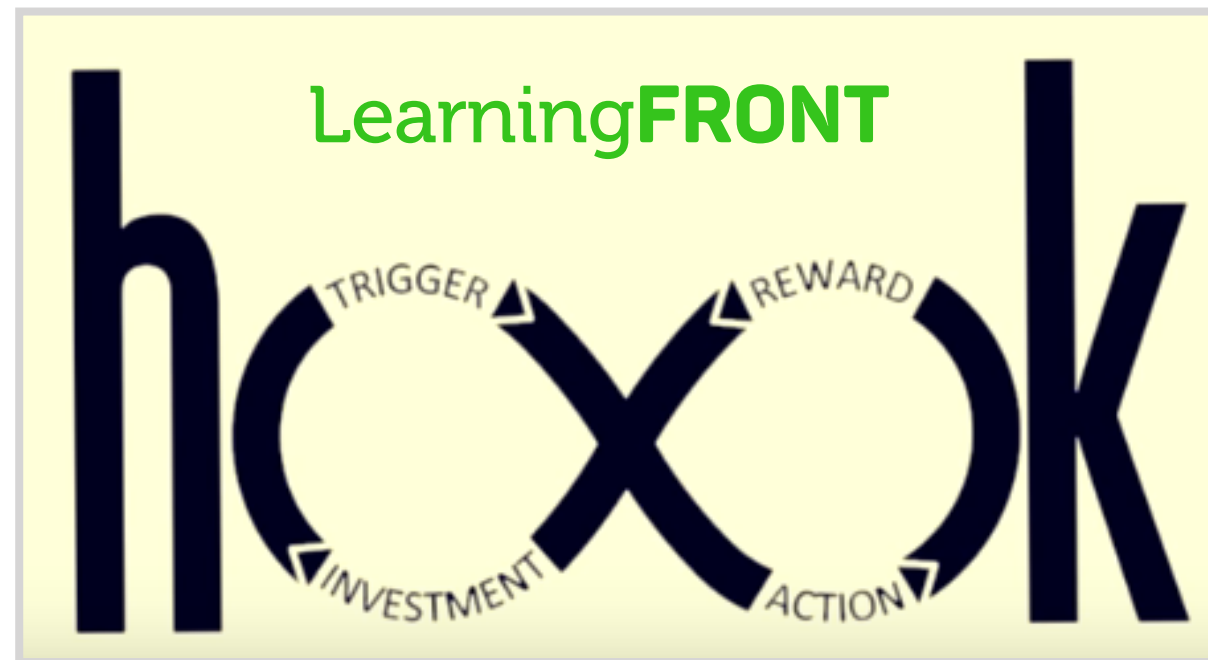


The LearningFRONT Hook Model for Virtual Professional Learning

Our hook is a virtual professional learning experience designed to connect a teacher's problem to LearningFRONT tools with enough frequency to form a habit of mind.



Source: Adapted from the Hook Model developed by Nir Eyal, 2015

Our virtual professional learning hook applies four parts:

1. Trigger.
2. Action
3. Reward.
4. Investment.

See how it works with our TaskBuilder tool...

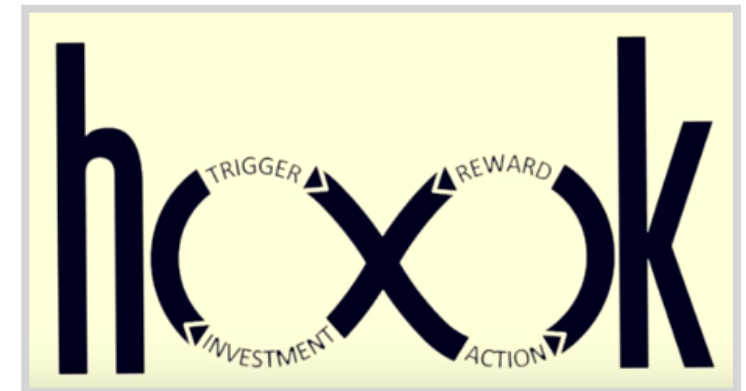
Internal Trigger: A problem that demands a teacher's attention!

"My students don't perform well on my classroom and state tests."


Action: Open TaskBuilder and plan a standards-based lesson!



1. Access content standards students are expected to learn
2. Select and edit evidenced-based templates for learning strategies and assessments
3. Design a plan for analyzing the results of the lesson for improvement



Reward: Give the teachers what they came for!



1. A draft standards-based lesson to improve student achievement in their classrooms
2. WikiTasks to share drafts with colleagues and coaches for improvement
3. Confidence that the final standards-based lesson will help students learn the standards

Investment: Increase the likelihood of teachers continuing the Hook!

Teaching the lesson, analyzing results, and making improvements "loads the next trigger" and "stores value" for when the lesson is posted as a benchmark and used with a new group of students.

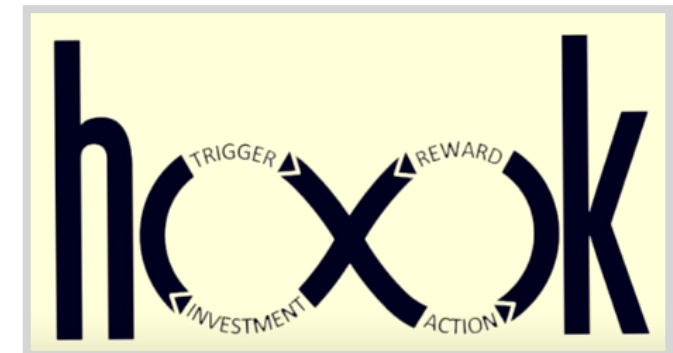
External Trigger: Responding to increases in student achievement!

Data about student learning activate the Hook cycle with TaskBuilder for another lesson...

[See more...](#)

The LearningFRONT Hook Model for Virtual Professional Learning

Triggers: Other problems that demand a teacher's attention to activate the Hook!



1. My students don't perform well on virtual activities and tests.
2. The principal wants me to use more technology apps.
3. Another boring professional development session.
4. All these assessment data analytic charts are confusing.
5. How can I effectively engage 35 students in a Zoom session?

Solution: Check out LearningFRONT integrated social and professional learning tools...

Welcome to LearningFRONT

The screenshot displays the LearningFRONT user interface. At the top, a green navigation bar contains the LearningFRONT logo, 'LearnF2F', 'Colleagues', 'Teams', and 'Logout' options, along with a user profile picture. On the left, a 'TOOL BOX' sidebar lists various tools: TaskBuilder, Programs, WikiTasks, Bookmarks, Coaching, AI - ChatGPT, Messages, and Instant Messaging. The main content area features a large banner image of a hot air balloon landscape with the text 'Welcome, Sally Stone' and a circular profile picture of Sally Stone. Below the banner is a post from SYZYGY asking 'What do you want to share?' with a text input field and a 'Share' button. A feed of three posts follows, each with a profile picture, text, and a timestamp. The right-hand sidebar includes a 'Doing' section with a dropdown menu currently set to 'Teaching', a 'Networking' section showing two colleague profiles (Dick Lynch and LearningFront Benchmarking) with 'Request Colleague' buttons, and an 'Invite' section with the text 'Invite others world wide to join LearningFront.'

Easy to use. Evidence-based. Affordable.

Get started at [LearningFRONT.com](https://www.learningfront.com)