





## My Homepage: Social and Professional Learning Tools

**LearningFRONT**


 LearnF2F


 Colleagues


 Teams


Logout 


**TOOL BOX**


 TaskBuilder


 Programs


 WikiTasks

 Bookmarks


 Coaching


 Messages


 Instant Messaging





# Welcome, Sally Stone





 SYZYGY - What do you want to share?

Share 


Fastbreak: COVID-19: Evidence-Based Resources: <https://ies.ed.gov/ncee/edlabs/projects/covid-19/> - 01/29/22 2:43:01 PM


Frontline: 7 Elements for effective remote and hybrid instruction: <https://sites.google.com/view/7-elements/home> - 01/29/22 2:36:32 PM



Intel: Check out ideas for innovative schools: <https://bit.ly/38KaZIn> - 01/29/22 2:32:43 PM

 Doing


What are you doing now?



Designing 

 Networking





Dick Lynch is a colleague of Patrick Frontier

Request Colleague 




LearningFront Benchmarking is a colleague of Nick Hobar

Request Colleague 

 Invite

Invite others world wide to join LearningFront.

 Find Members

People, tools, and learning community for each member

Copyright© 2023 LearningFRONT™ - All Rights Reserved

## TaskBuilder Design Page: Evidence-Based Content

LearningFRONT

LearnF2F

Colleagues

Teams

Logout

TOOL BOX

TaskBuilder

Programs

WikiTasks

Bookmarks

Coaching

Messages

Instant Messaging

TaskBuilder Design Page

Select Content

Standards

Performances

Setting

SmartSkills

Preferences

Learning

Benchmarking

Scoring

Metacognition

Results

Doing

What are you doing now?

Coaching

Networking

Richard Lantz is a colleague of Natalia Blue

Request Colleague

Reece Guglio is a colleague of Natalia Blue

Request Colleague

More...

Invite

Evidence-based standards and templates for lessons and other teaching tasks

# TaskBuilder Design Page: Learning Activities

LearningFRONT

LearnF2F

Colleagues

Teams

Logout

TOOL BOX

TaskBuilder

Programs

WikiTasks

Bookmarks

Coaching

Messages

Instant Messaging

TaskBuilder Design Page

Task Folder

Send

Clone

Preview

Save

MyTask

Standards

Performances

Setting

SmartSkills

Preferences

Learning

Benchmarking

Scoring

Metacognition

Results

MyTask: My Lesson Plan for Algebra 1 - Grade 8

Source

B

I

U

abc

x<sub>2</sub>

x<sup>2</sup>

1/3

1/2

1/4

1/5

1/6

1/7

1/8

1/9

1/10

1/11

1/12

1/13

1/14

1/15

1/16

1/17

1/18

1/19

1/20

1/21

1/22

1/23

1/24

1/25

1/26

1/27

1/28

1/29

1/30

1/31

1/32

1/33

1/34

1/35

1/36

1/37

1/38

1/39

1/40

1/41

1/42

1/43

1/44

1/45

1/46

1/47

1/48

1/49

1/50

1/51

1/52

1/53

1/54

1/55

1/56

1/57

1/58

1/59

1/60

1/61

1/62

1/63

1/64

1/65

1/66

1/67

1/68

1/69

1/70

1/71

1/72

1/73

1/74

1/75

1/76

1/77

1/78

1/79

1/80

1/81

1/82

1/83

1/84

1/85

1/86

1/87

1/88

1/89

1/90

1/91

1/92

1/93

1/94

1/95

1/96

1/97

1/98

1/99

1/100

Styles

Format

Font

Size

Color

Background

Teaching for Understanding in Mathematics

Activity 1: The teacher reviews yesterday's lesson and assigns a problem that was not finished. The students present solution methods they have developed and the teacher summarizes.

(Estimated time: 10 minutes)

Step 1: Upon entering their station-rotations, students will solve one problem based on the information provided. The teacher will give students a real-world situation and equation. They will be asked to solve for an unknown variable (m) using the equation c = .35m + 1.25. The necessary components to solve).

Step 2: The Yellow Cab Taxi Company uses the equation  $c = .35m + 1.25$  where c represents the cost of the taxi ride and m represents the number of miles traveled in the taxi, use the equation to solve for m. The teacher will use mathematics to justify your answer as you collaborate in your stations. Use words and numbers to explain your solution.

Step 3: Students will orally present their solution to the problem. A student will model the problem using a real-world situation. The blended learning stations check their own work. The teacher will monitor student progress and provide feedback. The teacher will usually check student work.

- Technology:** Digital devices connected to the electronic white board
- Materials:** Electronic white board and graphic organizer created and provided by teacher
- Student product or performance:** Solving the situation using the equation and information provided.
- Links or connections between different parts of the lesson:** Solving an equation given a real-world situation.
- Scoring:** The teacher will select a student to display a solution on the electronic white board because it showed all necessary

Doing

What are you doing now?

Coaching

Networking

Richard Lantz is a colleague of Natalia Blue

Request Colleague

Reece Guglio is a colleague of Natalia Blue

Request Colleague

More...

Invite

Invite others world wide to join LearningFront.

Find Members

Find new colleagues and members on LearningFront.



## Professional Learning: Program Suite



### Action Research for School Improvement

*Start learning here...*



### Technology for Leaders of Learning

*Start learning here...*



### Data-Driven Instructional Leadership

*Start learning here...*



### The Power of Service Objectives®

*Start learning here...*



### Creativity, Collaboration, and Innovation

*Start learning here...*



### Dynamic Teaching and Learning

*Start learning here...*

Virtual  
project-based  
professional  
learning

Program coach,  
team, and  
self-paced  
strategies

## Professional Learning: Program Learning Layouts


**LearningFRONT**

LearnF2F

Colleagues

Teams

Logout



**TOOL BOX**

My Portfolio

TaskBuilder

WikiTasks


Bookmarks








Coaching


Messages

Instant Messaging

Programs for Sally Stone > Learning Layouts

**Technology for Leaders of Learning**  
*Start learning here...*

1	My Home Base and Self-Assessment	
2	Leadership and Innovation	
3	Blended Professional Development	
4	Personalized Learning	
5	Digital Learning Systems	
6	Social, Legal, and Ethical Issues	
7	Portfolio Reflection and Kaizen	





Real world scenarios, practice activities, reflection, and products

**Doing**

What are you doing now?



Coaching

**Networking**



Richard Lantz is a colleague of Natalia Blue

Request Colleague



Reece Guglio is a colleague of Natalia Blue

Request Colleague

More...

## Membership Benefits

When you buy LearningFRONT, you join or create a dynamic learning community with people and tools to advance professional learning and increase student achievement in your school or organization.

- Ready to go
- Customizable
- Project-based
- Coaching support
- Performance badges
- Mastery certificates



- All in one place
- Easy to use
- Saves time
- Evidence-based
- Personalized
- Affordable

LearningFRONT is a professional learning solution that blends people, technology, and learning. It's one integrated social and professional learning solution that gives all your staff — teachers, principals, coaches, facilitators, administrators — a single, shared platform for success.

### See it in action...

Call 443.255.4944 for a demo.

### Select a plan or program...

Get started now.

### Create your LearningFRONT...

Customized and branded for you.